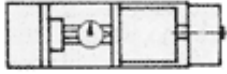
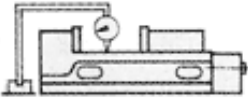
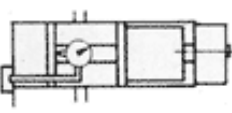
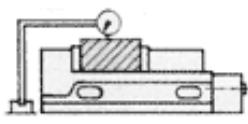
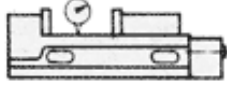
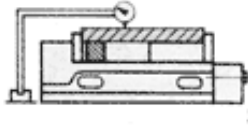


NO	TEST REPORT	JIS grade 1.	GUARANTEED		
1	Both jaw plate parallel	0.020 100mm	0.020 100mm		
2	Keyways on bottom of vise bed square to clamping surface of jaw plate.	0.020 100mm	0.015 100mm		
3	Vise side-lock on bottom to slide way square.	0.020 100mm	0.010 100mm		
4	Surface of vise bed parallel to bottom of vise body.	0.020 100mm	0.010 100mm		
5	Top of rectangular test block clamped tightly by jaw parallel to bottom of vise body	0.030 100mm	0.020 100mm		
6	Max. opening test block parallel to bottom of vise body.	0.050 100mm	0.030 100mm	